



# BEEHOUSING

# Types of Bee

A. Queen bee ( dark and largest): for reproduction, laying 1500 to 2000 eggs), ( do not sting)

B. Female (yellow) : Worker bee/guard bee for collecting pollens and defending the hive ( may sting)

C. Drone bee or male (yellow) : for mating queen bee only for reproction ( do not sting)



Drone



Queen



Worker



# Life cycle


3



Life Span of a bee = 45 days

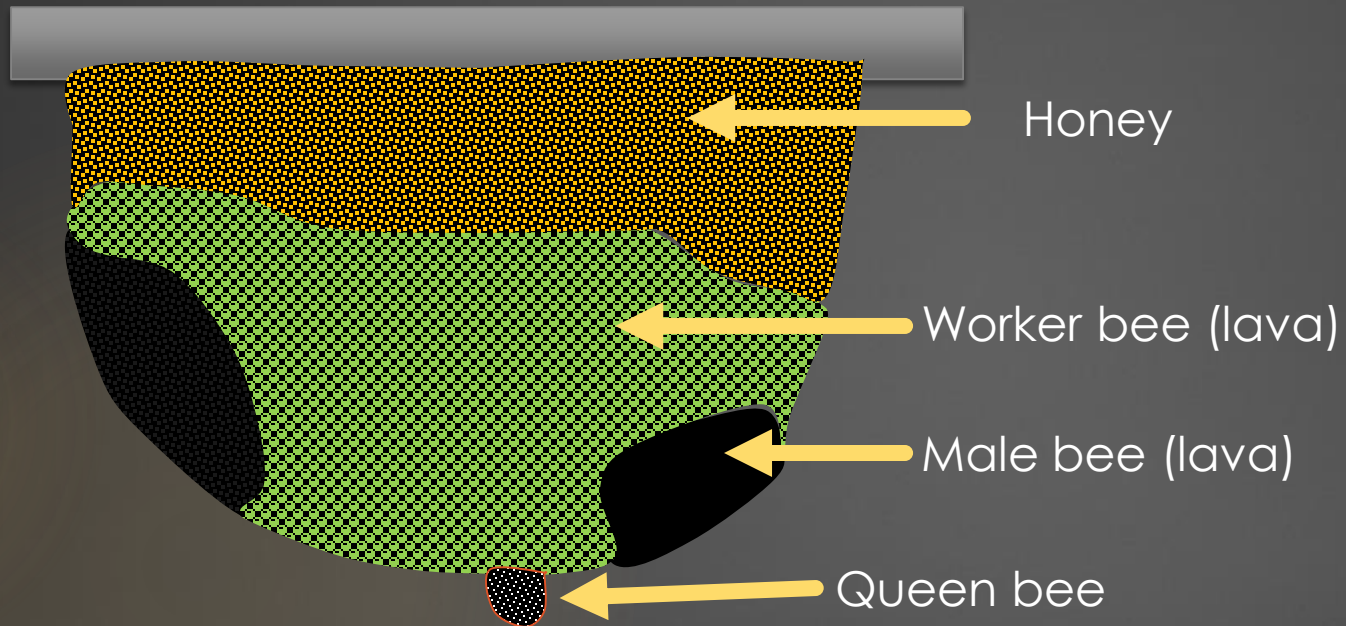
Queen bee = 1 – 3 years ( Most productive between 3 to 20 months)

Note: -Bees increase more in dry season



# Fetures

4



-Best time to harvest is when honey cups are full

-Honey is available after 28 days of end time of life cycle

-More honey in honey seasons ( 2 to 3 times a year)

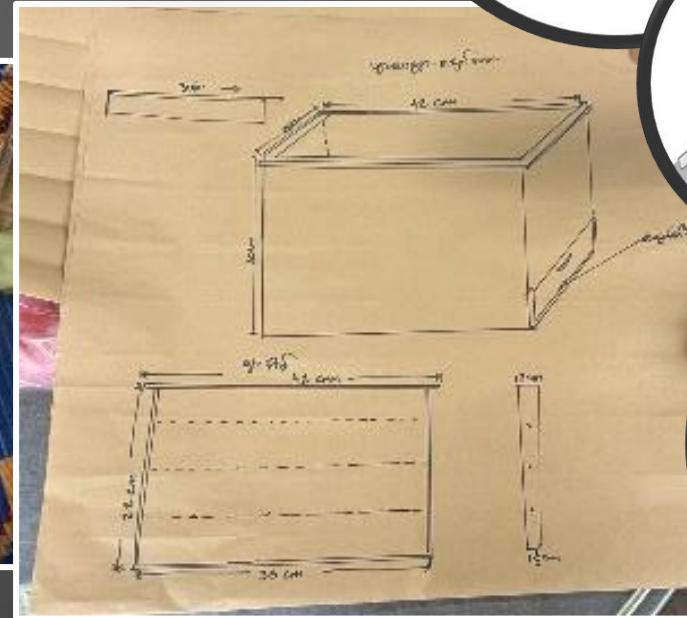

-Best time of the day to harvest is 6 to 10 AM ( for bees go out to collect pollens 12 PM- 1 PM)



# General guide

## A. Required materials for bee box:

- ▶ Frame wire
- ▶ Frame
- ▶ Wax sheet
- ▶ Cutter
- ▶ Soldering iron





# General guide

## B. Protection Equipment:

- ▶ Clothes
- ▶ Head cover
- ▶ Gloves
- ▶ Long boots
- ▶ Bee smoker



# Selecting honey bees and initiation of bee hives

7

Native bees:

- ▶ Choose the bees best suitable for honey production
- ▶ Find it in the native environment
- ▶ When a suitable hive is found, look for the queen bee and keep it in the new box hanging in cage
- ▶ When the bees are full in the new box, close the entrance door and bring it to the beekeeping farm

Other options:

A. purchase from an existing beekeeping farm

B. Separate from an existing bee hives

- ▶ Replace the new box with the existing box keeping aside
- ▶ After a considerable number of bees get into the box, replace with the old one and move the new one to the desired place
- ▶ Get the frame with queen bee lava into the new separated box
- ▶ If there is no queen bee lava, create a queen bee cup to allow guard bees to order for creation



Queen bee cage



# Positioning

- ▶ Face the entrance of bees not to the West
- ▶ Keep the box in the place or shade to avoid direct sunlight
- ▶ The position of the box cannot be changed
- ▶ Keep the boxes in the environment of bio-diversed garden/forest/farm
- ▶ Do not keep the grass tall ( clear of the entrance of the bees)
- ▶ Do not use materials for cover that causes rain splatters a loud noise for the bees





# Monitoring and Observation

## Monitoring

- ▶ Monitor the bee hive condition every 10 days
- ▶ Wear the equipment ( avoid red/bright color)
- ▶ Avoid using chemical things such as perfume
- ▶ Avoid standing in front of the bee entrance of the box
- ▶ Use the smoke to calm the bees
- ▶ Uncover the lid facing against the opening side
- ▶ Shake off the bees gently from the comb as they may be full of pollens
- ▶ When there is a pollen gap due to lack of flowers, feed the bees using sugar/banana/sugar cane/etc.

## Observe the following:

- ▶ Best time is between 6 AM to 10 AM
- ▶ If Lava, pollen and honey are found, the hive is active and healthy
- ▶ If wax/comb formation is found outside of the frames, add one more frame
- ▶ After 10 days, place a stick between the frames to create more space
- ▶ Remove male lava



# Ways of harvesting honey

- Spinning
- Scraping with spoon
- Cutting of the comb

( Note: -Always leave at least one frame with the comb habited\_for queen bee and continuation of other bees

- Harvest the honey only when all the cups are fully covered

- Do not harvest when it is raining)





# Honey Enterprising ( success story)

- Honey, sold individuals on Facebook
- 1ltr = 400.000 VD (2019) , increased to 430.000 VD (2020)
- Now, 1ltr = 500.000 VD ( 2023)
- 2025: agreed with a pharmacy company to provide 200 ltr per year





# Thank You for your attention!

12

